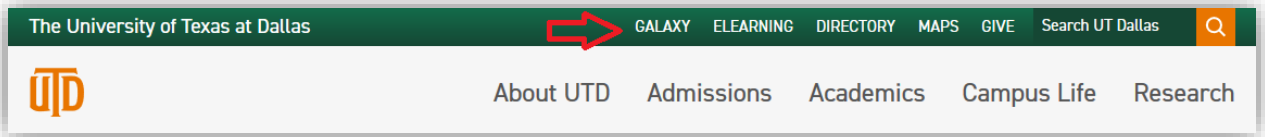
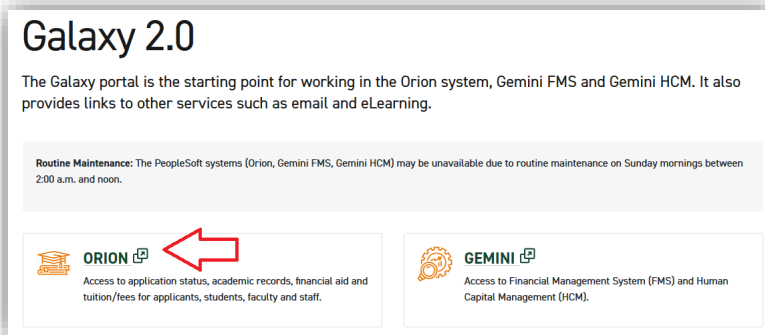


How to Find your Position for Waitlisted Class:

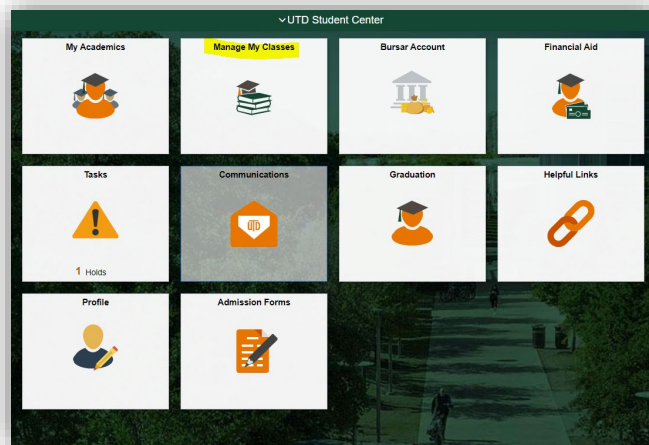
- From the university website, www.utdallas.edu, click on the Galaxy link.



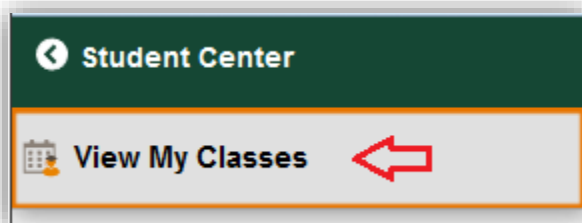
- From the Galaxy page, click on Orion and login with your netid and password.



- From the UTD Student Center, click on the Manage My Classes tile.



- Select 'View My Classes'



- Find the class you are waitlisted for. It will display your current position on the waitlist.

ACCT 2301 - INTRO FINANCIAL ACCOUNTING

Status	Waitlist Position	
Waiting	1	3.00